

SALES SUMMARY REPORT ON THE MANAGEMENT CONSOLE

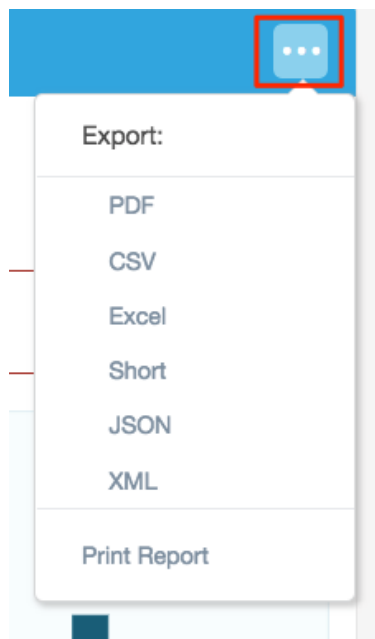
THE SALES SUMMARY REPORT PROVIDES DETAILED INSIGHT FROM DAILY SALES, INCLUDING FEES, DISCOUNTS, TAXES, LIABILITIES, AND PAYMENTS.

THE COMPONENTS OF THE SALES SUMMARY REPORT ARE:

- **FILTERS BUTTON: CLICK THIS TO CHOOSE POS STATIONS, EMPLOYEES, ONLINE ORDERS, AND INCLUSIONS SETTINGS:**

Pos Stations	Employees	Online orders	Inclusions
<input checked="" type="radio"/> All (Default) <hr/> POS Station <input type="radio"/> POS1	<input checked="" type="radio"/> All (Default) <input type="radio"/> 1, Caresse <input type="radio"/> Larsen, Wil	<input type="checkbox"/> All <input type="checkbox"/> REVELin <input type="checkbox"/> iOS <input type="checkbox"/> Android <input type="checkbox"/> Revel Ordering <input type="checkbox"/> Web <input type="checkbox"/> Other	<input type="checkbox"/> Open [?] <input checked="" type="checkbox"/> Unpaid [?] <input checked="" type="checkbox"/> Irregular [?] <input type="checkbox"/> Include tips in totals [?]
			<input type="button" value="Clear All"/> <input type="button" value="Apply"/>

- **... ICON: CLICK THIS TO EXPORT YOUR SALES SUMMARY REPORT IN VARIOUS FORMATS:**



- **OVERVIEW VIDEO: CLICK THE LINK TO VIEW AN OVERVIEW OF THE SALES SUMMARY REPORT.**
- **SALES GRAPH: THE GRAPH AT THE TOP OF THE REPORT DISPLAYS THE SALES FOR YOUR SELECTED TIME RANGE (CLICK DATE ON TOP LEFT SIDE OF HEADER TO SELECT RANGE). EACH BAR SIGNFIES A PARTICULAR DAY. HOVER OVER A BAR TO SEE THE DATE ALONG WITH THE NET TO ACCOUNT FOR AMOUNT.**
- **NET SALES: GROSS SALES - TOTAL DISCOUNTS. PRE-TAXED. CLICK THE ARROW TO SEE:**
 - **TOTAL PRODUCT SALES: THE TOTAL OF TAXABLE SALES, NON-TAXABLE SALES, AND SERVICE FEES. PRE-DISCOUNT. PRE-TAX. INCLUDES VOIDS AND RETURNS. EXPAND TO SEE:**
 - **TAXABLE SALES: TOTAL TAXABLE SALES PRE-DISCOUNT, PRE-TAX. INCLUDES VOIDS AND RETURNS.**
 - **NON-TAXABLE SALES: TOTAL NON-TAXABLE SALES PRE-DISCOUNT, PRE-TAX. INCLUDES VOIDS AND RETURNS.**

- **CRV CHARGES (INCLUDED TO SALES): TOTAL CRV (CALIFORNIA REDEMPTION VALUE) APPLIED TO SALES TOTAL.**
- **TOTAL SERVICE FEES: THE TOTAL FROM BOTH TAXABLE PRODUCT SALES + NON-TAXABLE SERVICE FEES. EXPAND TO SEE:**
 - **TAXABLE SERVICE FEES: TOTAL AMOUNT OF TAXABLE SERVICE FEES APPLIED. INCLUDES VOIDS AND RETURNS.**
 - **NON-TAXABLE SERVICE FEES: TOTAL AMOUNT OF NON-TAXABLE SERVICE FEES THAT WERE APPLIED. INCLUDES VOIDS AND RETURNS.**
- **TOTAL DISCOUNTS: TOTAL OF ITEM DISCOUNTS + ORDER DISCOUNTS. DOES NOT REFLECT AMOUNT TAKEN OFF TAX. EXPAND TO SEE:**
 - **ITEM DISCOUNTS: THE TOTAL AMOUNT OF ITEM DISCOUNTS PLACED. DOES NOT REFLECT AMOUNT TAKEN OFF TAX.**
 - **ORDER DISCOUNTS: THE TOTAL AMOUNT OF ORDER DISCOUNTS PLACED. DOES NOT REFLECT AMOUNT TAKEN OFF TAX.**
- **GROSS SALES: TOTAL PRODUCT SALES (TAXABLE AND NON-TAXABLE SALES) + TOTAL SERVICE FEES. INCLUDES VOIDS AND RETURNS. EXCLUDES DISCOUNTS. PRE-TAX. EXPAND TO SEE:**
- **TOTAL TAX AND SURCHARGES: TOTAL TAXES AND SURCHARGES, INCLUDING ROUNDING DELTAS AND CRV ACCOUNTED AS TAX. EXPAND TO SEE:**
 - **SALES TAX: TOTAL AMOUNT OF SALES TAX CHARGED AFTER DISCOUNTS, VOIDS, AND RETURNS.**
 - **SURCHARGES: TOTAL AMOUNT OF SURCHARGE CHARGED AFTER DISCOUNTS, VOIDS, AND RETURNS.**
 - **CRV CHARGES: TOTAL AMOUNT OF CRV (CALIFORNIA REDEMPTION VALUE) CHARGED AFTER DISCOUNTS, VOIDS, AND RETURNS.**
- **LIABILITIES: TOTAL ACTIVITY AFFECTING LIABILITIES. BOTH ACTIVITIES THAT INCREASE LIABILITIES (INCLUDING THE SALE OF GIFT CARDS OR THE TAKING OF A**

DEPOSIT ON AN INVOICE) AND ACTIVITIES THAT DECREASE LIABILITIES (INCLUDING THE USE OF GIFT CARDS OR PAYMENTS AGAINST HOUSE ACCOUNTS). EXPAND TO SEE:

- **PAYMENTS AGAINST HOUSE ACCOUNTS: ALL PAYMENTS, INCLUDING REFUNDS, MADE AGAINST HOUSE ACCOUNTS. THE TENDER OF THE PAYMENT IS REFLECTED BELOW IN PAYMENTS.**
- **PAYMENTS WITH HOUSE ACCOUNTS: ALL PAYMENTS MADE USING CREDIT +> HOUSE ACCOUNTS.**
- **SOLD VALUE: TOTAL VALUE OF GIFT CARDS SOLD. GIFT CARDS MUST BE OF THE CLASS GIFT TO BE REPORTED AS LIABILITIES.**
- **REDEEMED VALUE: TOTAL VALUE OF GIFT CARDS REDEEMED EITHER THROUGH A GIFT CARD PAYMENT OR CREDIT +/ GIFT.**
- **ACCRUED: TOTAL AMOUNT OF ACCRUED STORE CREDIT, FOR RETURNS, EXCHANGES, ETC.**
- **REDEEMED: TOTAL AMOUNT OF REDEEMED STORE CREDIT.**
- **DEPOSIT PAYMENTS: TOTAL AMOUNT OF PAYMENTS ACCEPTED AS DEPOSITS ON INVOICES, INCLUDING REFUNDS. THE TENDER OF THE PAYMENT IS REFLECTED BELOW IN PAYMENTS. NOTE: THE AMOUNT DISPLAYED HERE IS A POSITIVE AMOUNT.**
- **APPLIED DEPOSITS: TOTAL APPLIED DEPOSITS, INCLUDING REFUNDS. DEPOSITS ARE CONSIDERED APPLIED WHEN THE INVOICE IS CHANGED INTO AN ORDER, CAUSING THE SALES TO BE REALIZED. NOTE: THE AMOUNT DISPLAYED HERE IS A NEGATIVE AMOUNT.**
- **CASH: TOTAL CASH PAYMENTS INCLUDING REFUNDS AND EXCLUDING TIPS.**
- **CREDIT: SUM TOTAL OF ALL CREDIT PAYMENTS INCLUDING REFUNDS AND EXCLUDING TIPS. CREDIT+ PAYMENTS FOR AMEX, DISCOVER, MASTERCARD, AND VISA ARE HERE, TOO.**

-
- **CHECKS: TOTAL CHECKS PAYMENTS INCLUDING REFUNDS AND EXCLUDING TIPS.**
 - **CUSTOM PAYMENTS: TOTAL OF CUSTOM PAYMENTS, INCLUDING REFUNDS AND EXCLUDING TIPS.**
 - **HOUSE ACCOUNT: TOTAL HOUSE ACCOUNT ACTIVITY, INCLUDING PAYMENTS MADE WITH AND AGAINST HOUSE ACCOUNTS. EXPAND TO SEE:**
 - **GIFT CARDS: TOTAL ACTIVITY RELATED TO THE SALE AND USE OF GIFT CARDS. CREDIT +/ GIFT PAYMENTS ARE HERE, TOO.**
 - **STORE CREDIT: TOTAL ACTIVITY RELATED TO ACCRUING AND REDEEMING STORE CREDIT. EXPAND TO SEE:**
 - **DEPOSITS: TOTAL ACTIVITY RELATED TO DEPOSITS ON INVOICES. EXPAND TO SEE:**
 - **NET TO ACCOUNT FOR: TOTAL OF NET SALES + TAXES + LIABILITIES. BELOW IS A BREAKDOWN OF ALL PAYMENT TYPES ACCEPTED:**
 - **TOTAL PAYMENTS: TOTAL OF ALL PAYMENTS, INCLUDING REFUNDS AND EXCLUDING TIPS:**

Sales Summary Report	
^ Net Sales [?]	51.72
^ Gross Sales [?]	51.72
^ Total Product Sales [?]	51.72
Taxable Sales [?]	0.00
Non-Taxable Sales [?]	51.72
CRV Charges (included to sales) [?]	0.00
^ Total Service Fees [?]	0.00
Taxable Service Fees [?]	0.00
Non-Taxable Service Fees [?]	0.00
^ Total Discounts [?]	(0.00)
Item Discounts [?]	(0.00)
Order Discounts [?]	(0.00)
^ Total Tax and Surcharges [?]	0.00
Sales Tax [?]	0.00
Surcharges [?]	0.00
CRV Charges [?]	0.00
^ Liabilities [?]	0.00
v House Account [?]	0.00
v Gift Cards [?]	0.00
v Store Credit [?]	0.00
v Deposits [?]	0.00
Net to Account For [?]	51.72
Cash [?]	51.72
Credit [?]	0.00
Checks [?]	0.00
Custom Payments [?]	0.00
Total Payments [?]	51.72

THE COMPONENTS OF THE ANALYTICS SECTION ARE:

- **TOTAL TRANSACTIONS: THE NUMBER OF ORDERS OPENED DURING THE REPORTING PERIOD.**
- **TOTAL INVOICES: THE NUMBER OF INVOICES OPENED DURING THE REPORTING PERIOD.**
- **AVERAGE ORDER: THE AVERAGE SALES PER ORDER DURING THE REPORTING PERIOD.**
- **TIPS- EXPAND TO SEE BREAKDOWN OF TIPS BY PAYMENT TYPE:**
 - **CASH: TOTAL CASH TIPS.**
 - **CREDIT: TOTAL CREDIT TIPS.**
 - **PAYPAL: TOTAL PAYPAL TIPS.**
 - **CUSTOM PAYMENTS: TOTAL CUSTOM PAYMENT TIPS.**
 - **ALL OTHER: TOTAL OF TIPS FROM ALL OTHER PAYMENT TYPES.**
 - **TOTAL: TOTAL OF ALL TIPS ASSOCIATED WITH NON-DEPOSIT PAYMENTS.**
 - **LIABILITY TIPS: TOTAL AMOUNT OF TIPS FROM LIABILITY PAYMENTS, INCLUDING GIFT CARDS, HOUSE ACCOUNTS, AND APPLIED DEPOSITS.**
- **TOTAL CREDIT PAYMENTS BY STATUS- EXPAND TO SEE:**
 - **ACCEPTED: TOTAL PAYMENTS SENT TO PROCESSOR THAT HAVE NOT YET BEEN CAPTURED.**
 - **CAPTURED: TOTAL PAYMENTS CAPTURED AND DEPOSITED TO YOUR BANK.**
 - **DECLINED: TOTAL PAYMENTS DECLINED BY PROCESSOR.**
- **ADJUSTMENTS- EXPAND TO SEE:**
 - **TOTAL NUMBER: TOTAL NUMBER OF VOIDED ITEMS.**
 - **TOTAL SALES VALUE: TOTAL SALES VALUE OF VOIDED ITEMS. DOES NOT REFLECT DISCOUNTS OR TAX.**
 - **TOTAL NUMBER: TOTAL NUMBER OF RETURNED ITEMS.**

- **TOTAL SALES VALUE: TOTAL SALES VALUE OF RETURNED ITEMS. DOES NOT REFLECT DISCOUNTS OR TAX.**
- **TOTAL NUMBER: TOTAL NUMBER OF COMPS ITEMS.**
- **TOTAL SALES VALUE: TOTAL SALES VALUE OF COMPS ITEMS. DOES NOT REFLECT DISCOUNTS OR TAX.**
- **TOTAL NUMBER: TOTAL NUMBER OF EXCHANGED ITEMS.**
- **TOTAL SALES VALUE: TOTAL SALES VALUE OF EXCHANGED ITEMS. DOES NOT REFLECT DISCOUNTS OR TAX.**
- **TOTAL NUMBER: TOTAL NUMBER OF REFUNDS.**
- **TOTAL SALES VALUE: TOTAL SALES VALUE OF RETURNED ITEMS. DOES NOT REFLECT DISCOUNTS OR TAX.**
- **VOIDED ITEMS: THE TOTAL NUMBER AND VALUE OF VOIDED ITEMS.**
- **RETURNED ITEMS: THE TOTAL NUMBER AND VALUE OF RETURNED ITEMS.**
- **COMPS ITEMS: THE TOTAL NUMBER AND VALUE OF COMPS ITEMS.**
- **EXCHANGED: TOTAL NUMBER AND VALUE OF EXCHANGED ITEMS.**
- **REFUNDS: THE TOTAL NUMBER AND VALUE OF ALL REFUNDED PAYMENTS.**
- **TILL TRANSACTIONS- EXPAND TO SEE:**
 - **TOTAL NUMBER: TOTAL NUMBER OF PAYINS.**
 - **TOTAL VALUE: TOTAL VALUE OF PAYINS.**
 - **TOTAL NUMBER: TOTAL NUMBER OF PAYOUTS.**
 - **TOTAL VALUE: TOTAL VALUE OF PAYOUTS.**
 - **PAYINS: TOTAL NUMBER AND VALUE OF PAYINS TO THE TILL.**
 - **PAYOUTS: TOTAL NUMBER AND VALUE OF PAYOUTS TO THE TILL.**
 - **SAFE DROP: TOTAL VALUE OF SAFE DROPS FROM TILLS.**
- **CASH DUE: THE AMOUNT OF MONEY OWED TO EMPLOYEE(S) BY THE HOUSE OR VICE VERSA. IF THE AMOUNT OF NON-CASH TIPS IS GREATER THAN THE AMOUNT OF CASH PAYMENTS, IT IS OWED TO THE EMPLOYEE. IF THE AMOUNT OF CASH**

PAYMENTS IS GREATER THAN THE AMOUNT OF NON-CASH TIPS, IT IS OWED TO THE HOUSE. GENERALLY SPEAKING, IT IS NON-CASH TIPS LESS CASH, BUT MAY ALSO INCLUDE PAYINS AND PAYOUTS ACCORDING TO REPORT SETTINGS. EXPAND TO SEE:

- **NON-CASH TIPS: TOTAL AMOUNT OF NON-CASH TIPS COLLECTED DURING REPORTING PERIOD.**
- **CASH PAYMENTS: TOTAL AMOUNT OF CASH PAYMENTS:**
- **CASH DUE HOUSE: CHANGES TO CASH DUE EMPLOYEE IF CASH TIPS ARE OWED TO EMPLOYEE.**

Analytics	
Total Transactions [?]	7.00
Total Invoices [?]	0.00
Average Order [?]	7.39
<input type="checkbox"/> Tips	
<input type="checkbox"/> Total Credit Payments by Status [?]	
Accepted [?]	0.00
Captured [?]	0.00
Declined [?]	0.00
<input type="checkbox"/> Adjustments [?]	
<input type="checkbox"/> Till Transactions [?]	
Payins [?]	
Total Number [?]	0.00
Total Value [?]	0.00
Payouts [?]	
Total Number [?]	0.00
Total Value [?]	0.00
Safe Drop [?]	0.00
<input type="checkbox"/> Cash Due [?]	(51.72)
Non-Cash tips	0.00
Cash payments	(51.72)

PLEASE NOTE: IF YOU SEE BALANCES LISTED IN PARENTHESES, THAT MEANS IT IS A NEGATIVE BALANCE. LIABILITIES WILL SHOW AS A NEGATIVE BALANCE AND CASH DUE WILL OFTEN SHOW AS A NEGATIVE BALANCE.

PAYMENT SUMMARY REPORT

THE PAYMENT SUMMARY REPORT DISPLAYS ALL PAYMENTS TAKEN. IT'S THE SAME AS THE PAYMENT SECTION OF THE SALES SUMMARY REPORT, BUT THIS REPORT INCLUDES A LIST OF ALL PAYMENTS TAKEN AND REFUNDED.

THE VARIOUS COMPONENTS OF THE PAYMENT SUMMARY REPORT ARE:

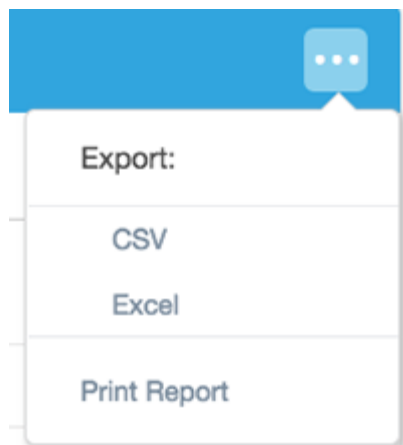
ORGANIZE AND PRINT:

- **FILTERS BUTTON: CLICK THIS TO CHOOSE EMPLOYEES, POINT OF SALE STATIONS, DINING OPTIONS, AND INCLUSIONS SETTINGS:**

Filters
Inclusions (1)

Employees	Pos Stations	Dining Options	Inclusions
<input checked="" type="radio"/> All (Default) <input type="radio"/> Barber, Nick <input type="radio"/> J, Britta <input type="radio"/> Larsen, Brie <input type="radio"/> White, Libby	<input checked="" type="radio"/> All (Default) <div style="background-color: #f2f2f2; padding: 2px 5px; margin: 5px 0;">POS Station</div> <input type="radio"/> Main Station	<input checked="" type="radio"/> All (Default) <input type="radio"/> To Go <input type="radio"/> Eat In <input type="radio"/> Delivery <input type="radio"/> Catering <input type="radio"/> Drive Through <input type="radio"/> Online Ordering <input type="radio"/> Other <input type="radio"/> Shipping	<input type="checkbox"/> Open [?] <input checked="" type="checkbox"/> Irregular [?] <hr/> <input type="checkbox"/> Web Orders Only <input type="checkbox"/> Include tips in totals [?]
<div style="display: flex; justify-content: flex-end; gap: 10px;"> Clear All Apply </div>			

- **☰ ICON: CLICK THIS TO EXPORT YOUR REPORT IN VARIOUS FORMATS:**



PAYMENT DETAILS:

- **CASH: TOTAL CASH PAYMENTS INCLUDING REFUNDS AND EXCLUDING TIPS.**
- **CREDIT: SUM TOTAL OF ALL CREDIT PAYMENTS INCLUDING REFUNDS AND EXCLUDING TIPS. CREDIT+ PAYMENTS FOR AMEX, DISCOVER, MASTERCARD, AND VISA ARE HERE AS WELL.**
- **CHECKS: TOTAL CHECK PAYMENTS, INCLUDING REFUNDS AND EXCLUDING TIPS.**
- **CUSTOM PAYMENTS: TOTAL OF CUSTOM PAYMENTS, INCLUDING REFUNDS AND EXCLUDING TIPS.**
- **TOTAL TENDER PAYMENTS: DISPLAYS TOTAL AMOUNT OF ALL PAYMENT TYPES ACCEPTED.**
- **HOUSE ACCOUNT: TOTAL HOUSE ACCOUNT ACTIVITY, INCLUDING PAYMENTS MADE WITH AND AGAINST HOUSE ACCOUNTS.**
- **APPLIED DEPOSITS: TOTAL APPLIED DEPOSITS, INCLUDING REFUNDS. DEPOSITS ARE CONSIDERED APPLIED WHEN THE INVOICE IS CHANGED INTO AN ORDER, CAUSING THE SALES TO BE REALIZED.**
- **TOTAL LIABILITY PAYMENTS: DISPLAYS TOTAL OF ALL LIABILITY PAYMENTS ACCEPTED.**

PAYINS/ PAYOUTS:

- **PAYINS NUMBER: TOTAL NUMBER OF PAYINS TO THE TILL.**
- **PAYOUTS NUMBER: TOTAL NUMBER OF PAYOUTS TO THE TILL.**
- **PAYINS TOTAL: TOTAL NUMBER AND VALUE OF PAYINS TO THE TILL.**
- **PAYOUTS TOTAL: TOTAL NUMBER AND VALUE OF PAYOUTS TO THE TILL.**
- **CASH TIPS: TOTAL CASH TIPS.**
- **CREDIT TIPS: TOTAL CREDIT TIPS.**
- **CHECKS TIPS: TOTAL CHECKS TIPS.**
- **CUSTOM PAYMENT TIPS: TOTAL CUSTOM PAYMENT TIPS.**
- **OTHER TIPS: TOTAL TIPS FROM ALL OTHER PAYMENT TYPES.**
- **TOTAL PAYABLE TIPS: THE TOTAL AMOUNT OF TIPS FROM ALL KINDS OF PAYMENTS PAYABLE TO EMPLOYEES.**
- **LIABILITY TIPS: TOTAL AMOUNT OF TIPS FROM LIABILITY PAYMENTS, INCLUDING GIFT CARDS, HOUSE ACCOUNTS, AND APPLIED DEPOSITS.**
- **DEPOSIT TIPS: TOTAL TIPS MADE AS DEPOSITS ON INVOICES. THESE TIPS WILL BECOME PAYABLE TIPS WHEN THE INVOICE IS TURNED INTO AN ORDER.**

CURRENT TRANSACTION STATUS:

- **ACCEPTED: TOTAL PAYMENTS SENT TO PAYMENT PROCESSOR THAT HAVE NOT YET BEEN CAPTURED.**
- **CAPTURED: TOTAL PAYMENTS CAPTURED AND DEPOSITED TO YOUR BANK ACCOUNT.**
- **DECLINED: TOTAL PAYMENTS DECLINED BY PAYMENT PROCESSOR.**
- **FAILED: TOTAL PAYMENTS THAT FAILED TO SEND TO PAYMENT PROCESSOR.**

- **PENDING: TOTAL PAYMENTS PENDING TO BE SENT TO PAYMENT PROCESSOR.**
- **UNKNOWN: TOTAL PAYMENTS WITH UNKNOWN STATUS:**

Payment Summary				
05/01/2017 03:00 am - 05/01/2017 03:00 am				
Filters		Inclusions (1)		
Cash	2610.79	100.00%	Payins Number	1.00
Credit	0.01	0.00%	Payouts Number	0.00
Visa	0.01	100.00%	Payins Total	50.00
Checks	0.00	0.00%	Payouts Total	(0.00)
Custom Payment	0.00	0.00%	Cash Tips	0.00
Total Tender Payments	2610.80	100%	Credit Tips	0.00
House Account	108.64	17.87%	Checks Tips	0.00
Applied Deposit	499.28	82.13%	Custom Payment Tips	0.00
Total Liability Payments	607.92	100%	Other Tips	0.00
			Total Payable Tips	0.00
			Liability Tips	0.00
			Deposit Tips	(0.00)
			Current Transaction Status	
			Accepted	0.00
			Captured	0.01
			Declined	0.00
			Failed	0.00
			Pending	0.00
			Unknown	0.00

THE PAYMENT DETAILS SECTION INCLUDES:

- **ALL PAYMENTS MENU: USE THIS FILTER TO VIEW ALL PAYMENTS, CREDIT CARD PAYMENTS, LIABILITY PAYMENTS, OR CASH PAYMENTS.***
- **ORDER NO.: THE UNIQUE ORDER NUMBER ASSIGNED TO THE PAYMENT.**
- **TYPE: THE PAYMENT TYPE.**
- **CARD TYPE: THE TYPE OF CARD USED IF THE PAYMENT WAS MADE WITH A CREDIT CARD.**

- **DATE:** THE DATE THE PAYMENT WAS MADE.
- **STATION:** THE POINT OF SALE STATION WHERE THE PAYMENT WAS TAKEN.
- **TRANSACTION ID:** THE UNIQUE TRANSACTION ID FOR THE PAYMENT.
- **TRANSACTION STATUS:** IF THE PAYMENT TYPE WAS A CREDIT CARD, THIS COLUMN WILL DISPLAY THE CARD PAYMENT STATUS (ACCEPTED, CAPTURED, DECLINED).
- **LAST 4 CC DIGITS:** IF THE PAYMENT TYPE WAS A CREDIT CARD, THIS COLUMN WILL DISPLAY THE LAST 4 CREDIT CARD DIGITS.
- **AMOUNT:** THE AMOUNT OF THE PAYMENT, EXCLUDING THE TIP.
- **TIP:** THE TOTAL AMOUNT OF THE TIP, IF A TIP WAS LEFT.
- **TOTAL:** THE TOTAL AMOUNT OF THE PAYMENT PLUS THE TIP:

Payment Details										
08/01/2017 03:00 am - 09/01/2017 03:00 am										
Order No	Type	Card Type	Date	Station	Transaction Id	Transaction Status	Last 4 CC digits	Amount	Tip	Total
8410	Cash	N/A	08/15/2017 02:50 PM	pos 1	1502833800			212.14	0.00	212.14
8785	Cash	N/A	08/16/2017 11:11 AM	pos 1	1502907087			12.41	0.00	12.41
8786	Cash	N/A	08/16/2017 11:15 AM	pos 1	1502907348			65.37	0.00	65.37
8790	Cash	N/A	08/16/2017 11:16 AM	pos 1	1502907367			111.93	0.00	111.93
8791	Cash	N/A	08/16/2017 11:16 AM	pos 1	1502907393			447.00	0.00	447.00
9914	Cash	N/A	08/21/2017 12:59 PM	pos 1	1503345505			-15.53	0.00	-15.53
9914	Cash	N/A	08/21/2017 12:58 PM	pos 1	1503345505			15.53	0.00	15.53
10602	Cash	N/A	08/24/2017 11:57 AM	pos 1	1503601028			15.53	0.00	15.53
10660	Cash	N/A	08/24/2017 01:37 PM	pos 1	1503607064			56.93	0.00	56.93
10666	Cash	N/A	08/24/2017 01:46 PM	pos 1	1503607562			73.49	0.00	73.49
10672	Cash	N/A	08/24/2017 01:51 PM	pos 1	1503607890			87.98	0.00	87.98
10711	Cash	N/A	08/24/2017 03:56 PM	pos 1	1503615392			42.44	0.00	42.44
10715	Cash	N/A	08/24/2017 03:16 PM	pos 1	1503612963			15.53	0.00	15.53
10742	Cash	N/A	08/25/2017 10:13 AM	pos 1	1503616487			-0.01	0.00	-0.01
10742	Credit	Visa	08/24/2017 04:13 PM	pos 1	27521447	Captured	2485	0.01	0.00	0.01
10742	Credit	Visa	08/24/2017 04:14 PM	pos 1	27521476	Captured	2485	-0.01	0.00	-0.01
10742	Cash	N/A	08/24/2017 04:14 PM	pos 1	1503616487			0.01	0.00	0.01
10756	Credit	Visa	08/24/2017 04:17 PM	pos 1	27521542	Captured	2485	0.01	0.00	0.01

EACH LINE ITEM IN THIS REPORT WILL OPEN THE ORDER DETAILS IN THE [ORDER HISTORY REPORT](#).

THE ORDER HISTORY REPORT DISPLAYS ALL ORDERS TAKEN IN A GIVEN TIME FRAME. THIS REPORT ALLOWS YOU TO SEE A BRIEF OVERVIEW OF EACH ORDER TAKEN, INCLUDING WHEN THE ORDER WAS CREATED, WHEN IT WAS CLOSED, THE EMPLOYEE THAT PROCESSED THE TRANSACTION, THE SALES GENERATED, AND THE PAYMENTS COLLECTED FOR THOSE SALES. IF YOU REQUIRE MORE IN-DEPTH INFORMATION FOR A PARTICULAR ORDER, YOU CAN EITHER CLICK THE LINE ITEM CONTAINING THE ORDER IN QUESTION, OR LOOK UP A PARTICULAR ORDER IN THE SEARCH FIELD TO POPULATE THE ORDER DETAILS.

FILTERING YOUR REPORT

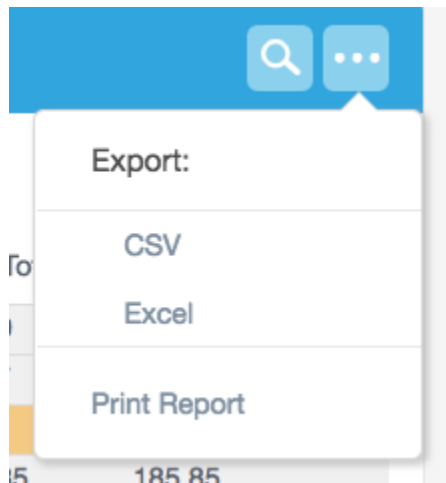
- **FILTERS BUTTON: CLICK THIS TO CHOOSE POS STATIONS, EMPLOYEES, ONLINE ORDERS, AND INCLUSIONS SETTINGS:**

Filters
Inclusions (2)

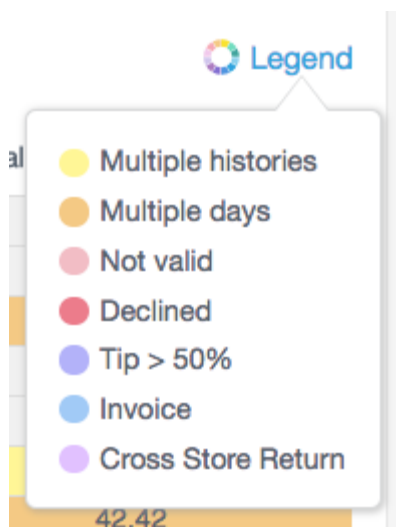
Dining Options	Employees	Inclusions
<input checked="" type="radio"/> All (Default) <input type="radio"/> To Go <input type="radio"/> Eat In <input type="radio"/> Delivery <input type="radio"/> Catering <input type="radio"/> Drive Through <input type="radio"/> Online Ordering <input type="radio"/> Other <input type="radio"/> Shipping	<input checked="" type="radio"/> All (Default) <input type="radio"/> Larsen, Brie <input type="radio"/> White, Libby <input type="radio"/> J, Britta <input type="radio"/> Barber, Nick	<input checked="" type="checkbox"/> Open <input checked="" type="checkbox"/> Close <hr/> <input type="checkbox"/> Search On Time Range <input type="checkbox"/> Web Orders Only

Clear All
Apply

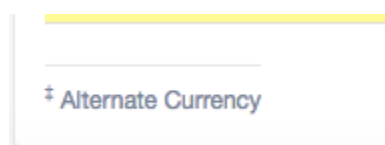
- **☰ ICON: CLICK THIS TO EXPORT YOUR REPORT IN VARIOUS FORMATS:**



- **LEGEND: CLICK THIS FOR DEFINITIONS OF THE DIFFERENT COLORS THAT APPEAR IN THE REPORT:**



- **FOREIGN CURRENCY CAN BE TRACKED IN THIS REPORT, ALL TRANSACTIONS TAKEN IN A FOREIGN CURRENCY WILL HAVE A ± NEXT TO THE LINE ITEM IN THE PAYMENT DETAILS SECTION:**



THE VARIOUS COMPONENTS OF THE ORDER HISTORY REPORT ARE:

- **REPORTING NO.:** THE REPORTING NUMBER IS REFLECTIVE OF THE ORDER IN WHICH THE ORDERS WERE TAKEN ON THAT PARTICULAR ESTABLISHMENT. IT IS DESIGNED FOR CLIENTS WITH MORE THAN ONE LOCATION THAT REQUIRE CONSECUTIVE ORDER NUMBERS FOR TAX PURPOSES.
- **ORDER NO.:** THE ORDER NUMBER IS REFLECTIVE OF THE ORDER IN WHICH THE ORDERS WERE TAKEN ON THAT BRAND. CLIENTS WITH MORE THAN ONE LOCATION WILL NOTICE THAT AN ORDER NUMBER MAY SKIP FROM 100 TO 201 FOR ONE OF THE LOCATIONS, ONLY TO FIND ORDER NUMBER 101 IN ANOTHER. ORDER NUMBERS ARE SHARED ACROSS ALL ESTABLISHMENTS. SOMETIMES ORDER NUMBERS MAY SKIP EVEN IN BUSINESSES WITH JUST ONE ESTABLISHMENT. THIS IS BECAUSE AN ORDER HAD BEEN CREATED, BUT THEN ALL ITEMS WERE DELETED AND THE ORDER WAS CANCELLED ON THE POS. REVEL MARKS THE CANCELLED ORDER AS AN ORDER ON ITS SERVERS REGARDLESS, BUT WILL NOT DISPLAY IT IN THE ORDER HISTORY. CLIENTS WHO REQUIRE CONSECUTIVE NUMBERING SHOULD RELY ON REPORTING NO. INSTEAD.
- **OFFLINE NO.:** THE OFFLINE NUMBER IS REFLECTIVE OF THE ORDER NUMBER IF IT IS PROCESSED OFFLINE. THE ORDER NO. AND OFFLINE NO. MATCH THE MAJORITY OF THE TIME. HOWEVER, IF THE ORDER NO. AND OFFLINE NO. DO NOT MATCH, IT'S BECAUSE THE INTERNET WAS DOWN WHEN THE ORDER WAS OPENED BUT WAS THEN SYNCED TO THE SERVER AFTER THE INTERNET WAS BACK UP. IF YOU SEE A LARGE NUMBER OF MISMATCHED ORDER NUMBERS AND OFFLINE NUMBERS, PLEASE CONTACT YOUR INTERNET SERVICE PROVIDER TO ENSURE YOU HAVE A STRONG, CONSISTENT INTERNET CONNECTION.
- **CREATED BY:** DISPLAYS THE EMPLOYEE WHO CREATED THE ORDER. THIS WILL REFLECT THE EMPLOYEE WHO WAS LOGGED IN AT THE TIME THE ORDER WAS

CREATED. . IF AN ORDER WAS TAKEN THROUGH THE ONLINE ORDERING PLATFORM, THE CREATED BY FIELD WILL DISPLAY ATLASADMIN.

- **FIRST OPENED:** DISPLAYS THE DATE AND TIME THE ORDER WAS CREATED.
- **LAST CLOSED:** DISPLAYS THE DATE AND TIME THE ORDER WAS CLOSED. ENTRIES WILL APPEAR AS N/A IF THE ORDER HAS NOT BEEN CLOSED.
- **FINAL TOTAL:** DISPLAYS THE TOTAL DOLLAR AMOUNT OF SALES.
- **PAYMENTS TOTAL:** DISPLAYS THE TOTAL AMOUNT OF PAYMENTS COLLECTED:

[Sales Summary](#)
[Operations](#)
[Hourly Sales](#)
[Product Mix](#)
[Order History](#)
[Payment Summary](#)
[Other Reports](#)

Order History 🔍 ☰

08/01/2017 03:00 am - 09/01/2017 03:00 am ▼

[Filters](#) Inclusions (2) Legend

Reporting #	Order No. ▼	Offline #	Created By	First Opened	Last Closed	Final Total	Payments Total
58	11542	140-1504109604	Bloomwood, Becky	08/30/2017 09:13:24 AM	N/A	62.10	0.00
57	11391	11391	Bloomwood, Becky	08/29/2017 08:43:43 AM	N/A	11.37	0.00
56	11264	140-1503950996	Bloomwood, Becky	08/28/2017 01:09:57 PM	08/30/2017 09:12:06 AM	0.00	0.00
55	11261	11261	Bloomwood, Becky	08/28/2017 12:55:48 PM	08/28/2017 12:57:32 PM	185.85	185.85
54	11258	11258	Bloomwood, Becky	08/28/2017 12:45:05 PM	08/28/2017 12:45:47 PM	93.15	93.15
53	11252	11252	Bloomwood, Becky	08/28/2017 12:34:47 PM	08/28/2017 12:36:02 PM	144.86	144.86
52	11244	11244	Bloomwood, Becky	08/28/2017 12:22:52 PM	08/30/2017 09:12:06 AM	42.42	42.42
51	11239	11239	Bloomwood, Becky	08/28/2017 12:21:40 PM	08/28/2017 12:22:40 PM	127.28	127.28
50	11237	11237	Bloomwood, Becky	08/28/2017 12:20:13 PM	08/30/2017 09:12:06 AM	33.11	33.11
49	11234	11234	Bloomwood, Becky	08/28/2017 12:18:04 PM	08/28/2017 12:18:52 PM	33.11	33.11
48	11229	11229	Bloomwood, Becky	08/28/2017 12:16:28 PM	08/28/2017 12:17:53 PM	227.14	227.14
47	11207	11207	Bloomwood, Becky	08/28/2017 11:57:27 AM	08/28/2017 11:58:24 AM	0.00	0.00
46	11204	11204	Bloomwood, Becky	08/28/2017 11:56:08 AM	08/28/2017 11:59:18 AM	0.00	0.00
45	11200	11200	Bloomwood, Becky	08/28/2017 11:53:35 AM	08/28/2017 11:54:52 AM	0.00	0.00
44	10938	10938	Woman, Wonder	08/25/2017 11:20:11 AM	08/25/2017 11:20:39 AM	119.03	119.03
43	10937	10937	Woman, Wonder	08/25/2017 11:18:29 AM	09/08/2017 02:37:28 PM	0.00	0.00
42	10894	10894	Woman, Wonder	08/25/2017 10:23:58 AM	08/25/2017 10:24:21 AM	57.10	57.10
41	10893	10893	Woman, Wonder	08/25/2017 10:23:53 AM	08/25/2017 10:23:56 AM	0.00	0.00
40	10892	140-1503681800	Woman, Wonder	08/25/2017 10:23:19 AM	08/25/2017 10:23:52 AM	77.87	77.87
39	10856	140-1503677362	Bloomwood, Becky	08/25/2017 09:09:22 AM	N/A	62.10	0.00
38	10853	10853	Bloomwood, Becky	08/25/2017 08:08:36 AM	N/A	62.10	0.00
37	10779	10779	Woman, Wonder	08/24/2017 04:44:06 PM	08/25/2017 09:39:49 AM	103.50	103.50
36	10776	10776	Woman, Wonder	08/24/2017 04:43:11 PM	N/A	63.12	0.00
35	10768	10768	Woman, Wonder	08/24/2017 04:25:25 PM	08/24/2017 04:25:42 PM	15.51	15.51
34	10766	10766	Woman, Wonder	08/24/2017 04:24:40 PM	08/24/2017 04:25:18 PM	0.01	0.01
33	10756	10756	Woman, Wonder	08/24/2017 04:17:23 PM	08/25/2017 10:13:42 AM	0.00	0.00
32	10742	10742	Woman, Wonder	08/24/2017 03:57:07 PM	08/25/2017 10:13:19 AM	0.00	0.00
31	10715	10715	Woman, Wonder	08/24/2017 03:12:01 PM	08/24/2017 03:16:04 PM	15.53	15.53
30	10711	10711	Woman, Wonder	08/24/2017 03:09:37 PM	08/24/2017 03:56:32 PM	42.44	42.44
29	10705	10705	Woman, Wonder	08/24/2017 02:57:02 PM	N/A	0.01	0.00



Reports In Process



ORDER DETAILS

WHEN YOU CLICK AN ORDER, IT OPENS TO DISPLAY ALL ORDER DETAILS INCLUDING A BREAKDOWN OF SUBTOTALS, FEES, SURCHARGES, APPLICABLE TAXES, AND A DETAILED LIST OF ITEMS INCLUDED IN THE ORDER. IF YOU USE A CUSTOMER DISPLAY SCREEN AND COLLECT SIGNATURES ON THE IPAD, YOU CAN VIEW THE DIGITAL SIGNATURE FOR A CREDIT CARD PAYMENT BY CLICKING THE JPEG LINK TO THE PAYMENT- CREDIT:

Order 11261 (11261) Reporting No: 55

Created by:	Bloomwood, Becky	Mode:	Quick Service	Customer:	Larsen, Arya
Establishment #:	110	Created date:	08/28/17 12:55:48 PM	Dining Option:	Shipping
Call Name:	N/A	Updated By:	Bloomwood, Becky	Created At:	pos 1
Call Number:	N/A	Updated At:	pos 1 (140)	Updated Date:	08/28/17 12:57:32 PM
Web Order:	No				

Subtotal	Service Fee Total	Tax	Surcharge	Final Total	Remaining Due	Discount Amount
170.00	0.00	15.85	0.00	185.85	0.00	N/A

Order Items

Added Item - Coin purse

Created by:	Bloomwood, Becky	Dining Option:	Shipping	Voiced By:	N/A
Created date:	08/28/17 12:56:03 PM	Station:	pos 1	Updated by:	Bloomwood, Becky
Printed:	Yes	Establishment #:	110	Updated date:	08/28/17 12:57:31 PM
Voiced date:	N/A				

Price	Cost	Quantity	Weight	Tax Rate	Tax Amount	Modifier Cost	Modifier Price	Discount Total
50.00	N/A	1	N/A	11.75%	1.75	N/A	0.00	N/A

Applied taxes

Tax name	Rate	Amount
Prevailing Tax	3.500	1.75
Sales Tax	8.250	0.00

Added Item - Handbag

Created by:	Bloomwood, Becky	Dining Option:	Shipping	Voiced By:	N/A
Created date:	08/28/17 12:56:03 PM	Station:	pos 1	Updated by:	Bloomwood, Becky
Printed:	Yes	Establishment #:	110	Updated date:	08/28/17 12:57:31 PM
Voiced date:	N/A				

Price	Cost	Quantity	Weight	Tax Rate	Tax Amount	Modifier Cost	Modifier Price	Discount Total
120.00	N/A	1	N/A	11.75%	14.10	N/A	0.00	N/A

Applied taxes

Tax name	Rate	Amount
Prevailing Tax	3.500	4.20
Sales Tax	8.250	9.90

Payments

Payment -

Created By:	Bloomwood, Becky	Type:	Cash	Station:	pos 1
Created Date:	08/28/17 12:57:30 PM	Card Type:	N/A	Transaction Id:	1503950251
Updated By:	Bloomwood, Becky	Other Payment Type:	N/A	Amount:	185.85
Updated Date:	08/28/17 12:57:30 PM	Last 4 Cc Digits:	N/A	Establishment #:	110
Processor Response:	N/A	Transaction Status:		Customer Paid:	200.00
				Customer Change:	14.15
				Tip:	0.00

Order History

Opened:	08/28/17 12:55:48 PM	Closed:	08/28/17 12:57:32 PM	Order opened at:	pos 1 (140)
Opened By:	Bloomwood, Becky	Closed By:	Bloomwood, Becky	Establishment #	110



Reports In Process

