











BUTTONS ON THE ORDER SCREEN

THERE ARE SEVERAL BUTTONS ON THE ORDER SCREEN TO REVIEW. STARTING FROM THE TOP, GOING LEFT TO RIGHT, YOU'LL SEE THE FOLLOWING:

The screenshot displays the Revel POS interface for an order. At the top, it shows a back arrow, the order number '414', the status 'Take Out', a notification icon with '9', and user information 'Jonathan R.' with a search icon. Below this is a user profile for 'Jonathan R.' and a 'CATEGORY' section with five buttons: 'ACAI BOWLS', 'CAFE', 'JUICE', 'YOGURT', and 'SMOOTHIES (SF)'. Each category button has a corresponding sub-label below it: 'Acai Bowls', 'Café', 'Juice', 'Yogurt', and 'SF Smoothies'. The 'PRODUCTS' section shows three items with images: 'One Medium...', 'Two Medium...', and 'Three Mediu...'. At the bottom, there is a summary table with 'Discounts: \$0.00', 'Sub Total: \$25.72', 'Surcharge: \$0.00', and 'Tax: \$1.04'. Below the summary are buttons for 'Cancel', 'Hold', and 'Send', along with 'Total: \$26.76' and 'Items: 3'. The bottom navigation bar includes icons for 'Add Extra Item', 'Discount Order', 'Dining Option', 'Print Guest Check', and a large 'Pay \$26.76' button.

Item	Quantity	Price	Total
Sweet Kale Immunity	1	\$8.99	\$8.99
PB Power Bowl	1	\$11.99	\$11.99
One Medium Cup NET 6.0 oz MAN @ \$0.79/oz	1	\$4.74	\$4.74

Discounts:	\$0.00
Sub Total:	\$25.72
Surcharge:	\$0.00
Tax:	\$1.04
Total:	\$26.76
Items:	3

ICON	DESCRIPTION
	CRM: ALLOWS YOU TO ACCESS THE CUSTOMER RELATIONSHIP MANAGER (CRM) AND/OR CALL NAMES FOR YOUR ORDERS.
	ORDERS: ACCESS ANY ORDERS FROM HERE.
	ACTIONS: ONCE AN ITEM IS ADDED TO THE ORDER, YOU CAN CUSTOMIZE THE ITEM. THIS OPTION ALSO APPEARS ONCE AN ORDER HAS BEEN CREATED.
	EXPAND: EXPAND OR COLLAPSE THE SCREEN; A DIFFERENT VIEW OF YOUR MENU WILL APPEAR TAKING UP THE WHOLE SCREEN. CLICK AGAIN TO RETURN TO DEFAULT VIEW.
	SEARCH FOR MENU ITEMS.
	LOGOUT: BRINGS YOU BACK TO THE LOGIN SCREEN TO ENTER YOUR PIN.
	CANCEL: IF A CUSTOMER CHANGES THEIR MIND, CANCEL ORDER GIVES YOU THE ABILITY TO CANCEL OR REMOVE THE ENTIRE ORDER.
	HOLD: IF A CUSTOMER NEEDS TO STEP AWAY FROM THE CASH REGISTER BEFORE PAYING FOR THE ORDER, YOU CAN USE THE HOLD ORDER BUTTON. THIS ALLOWS YOU TO PLACE A CUSTOMER'S ORDER ON HOLD TO RING UP THE NEXT GUEST. WHEN THE CUSTOMER RETURNS, YOU CAN FIND THEIR ORDER BY GOING UNDER ORDERS > HELD ORDER.
	SEND: SENDS THE ORDER TO THE KITCHEN FOR PREPARATION
	PAY: TAPPING THIS ICON WILL DIRECT YOU TO THE PAYMENTS SCREEN.
PRINT GUEST CHECK	BEFORE RECEIVING PAYMENT ON AN ORDER, USE THIS ICON TO PRINT A SUMMARY OF THE ENTIRE ORDER

DISCOUNT ORDER	USING THIS ICON, SELECT AN EXISTING DISCOUNT OR CREATE A MANUAL DISCOUNT TOWARDS THE ENTIRE PURCHASE.
GUEST COUNT	USING THIS BUTTON WILL ALLOW YOU TO ENTER OR CHANGE THE NUMBER OF GUESTS AT THE TABLE.
TRANSFER OWNER	ALLOWS YOU TO TRANSFER AN ORDER FROM A ONE WAITER TO ANOTHER WAITER.
QUANTITY	USING THIS BUTTON WILL ALLOW YOU TO ENTER THE QUANTITY OF THE ITEM YOU WANT TO PURCHASE.
LOYALTY LOOKUP	USING THIS BUTTON WILL ALLOW YOU TO SEARCH FOR A CUSTOMER'S SWEET REWARDS CLUB ACCOUNT, INCLUDING AVAILABLE DISCOUNTS AND REWARDS.
ENTER BARCODE	ALLOWS YOU TO LOOK UP AN ITEM BY ITS BARCODE OR PLU.
SERVICE FEE	ADD A PERCENTAGE CHARGE OR FLAT FEE TO BE APPLIED TO THE ENTIRE ORDER.
REMOVE TAX	USE THIS FEATURE TO REMOVE THE TAX FROM THE ENTIRE ORDER.