

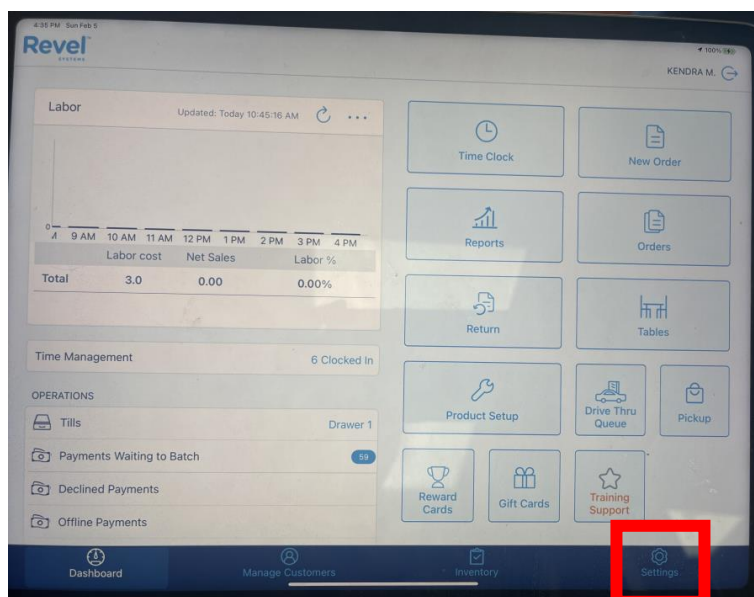
TRAINING MODE ALLOWS YOU TO TRAIN EMPLOYEES AND YOURSELF, TO USE YOUR POINT OF SALE WITHOUT AFFECTING ORDERS OR REPORTING. ACTIVITY COMPLETED DURING TRAINING MODE IS NOT VALID ONCE DISABLED, SO SHOULD BE USED FOR TRAINING PURPOSES ONLY.

A FEW THINGS TO KEEP IN MIND BEFORE ENABLING TRAINING MODE:

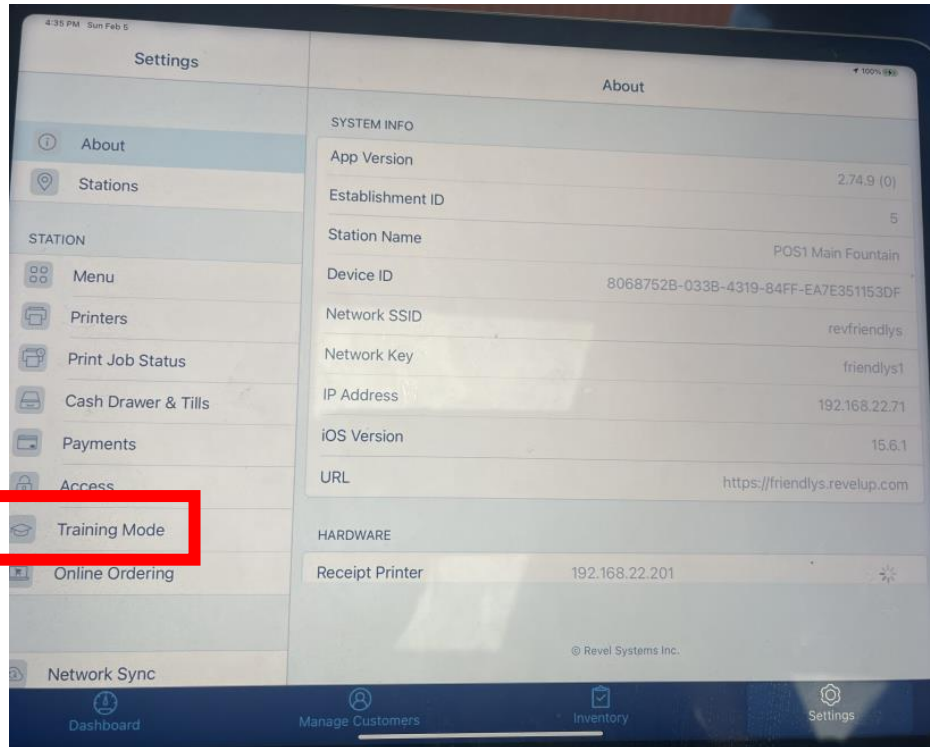
- CREDIT CARD TRANSACTIONS CAN BE REFUNDED IN TRAINING MODE - PLEASE AVOID ACCESSING LIVE ORDERS IN TRAINING MODE!
- DO NOT USE TRAINING MODE IF YOU HAVE SYNCING STATIONS.
- DO NOT USE TRAINING MODE **MANAGE ITEM MODE**.
- DO NOT USE TRAINING MODE IF YOU ARE A **TABLE SERVICE BUSINESS**.
- TRAINING MODE IS DESIGNED FOR YOU AND YOUR EMPLOYEES TO TEST TAKING ORDERS ONLY.
- DATA FROM THESE ORDERS WILL NOT SYNC TO THE **MANAGEMENT CONSOLE**.

TO ENTER TRAINING MODE:

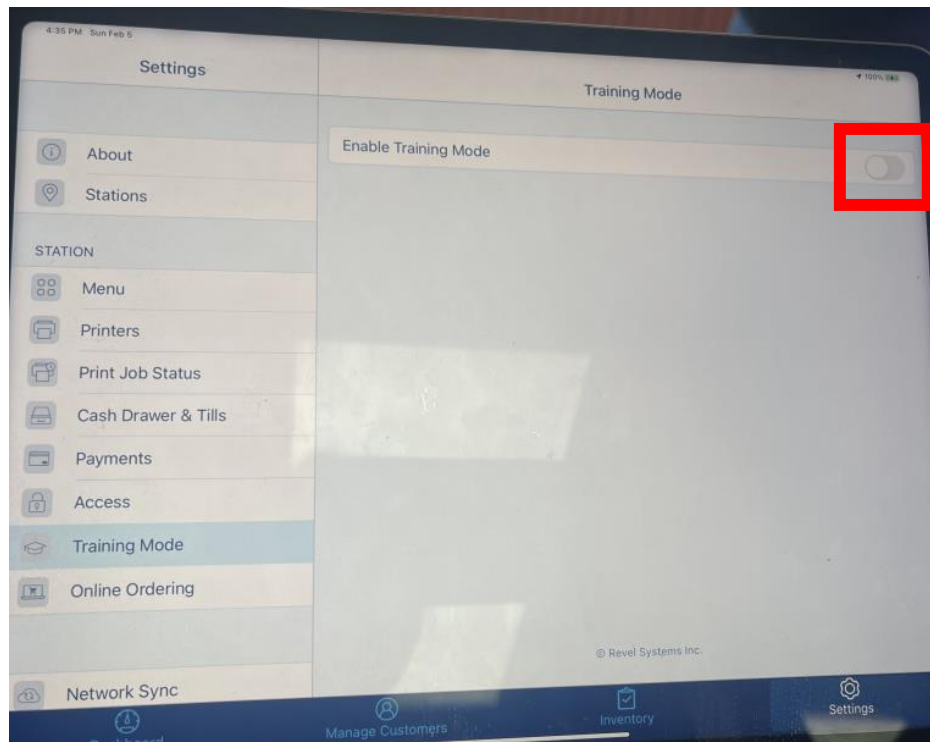
1. LOG INTO THE POS AND CLICK ON **SETTINGS** BOTTOM RIGHT CORNER.



2. FIND TRAINING MODE.



3. ENABLE TRAINING MODE BUT LEAVE OTHER 3 OPTIONS TOGGLED OFF SO THAT THE DRAWER DOESN'T OPEN AND ORDERS AREN'T SENT TO THE KITCHEN.



4. WHEN TRAINING MODE IS ENABLED, YOU WILL SEE A RED MESSAGE ACROSS THE TOP OF THE POINT OF SALE.

